








Catalog Number	UPC	Description	Replaces Up To	Lumens	Input Watts	CCT	Voltage	Finish	Pallet Qty
QTE LED P1 40K 120 THK D08 M2	191848090767	FLOODLIGHTS	150W HALOGEN	2,500	25W	4000K	120V	DARK BRONZE	163

Luminaire Locations										
		Location						Aim		
No.	Label	X	Y	Z	MH	Orientation	Tilt	X	Y	Z
7	A	-394.50	110.90	20.00	20.00	180.00	45.00	-394.50	110.90	20.00
15	A	-475.54	173.75	20.00	20.00	1.09	50.00	-475.54	173.75	20.00
20	A	-408.64	173.55	20.00	20.00	0.00	55.00	-408.64	173.55	20.00
23	A	-391.30	133.30	20.00	20.00	90.00	45.00	-391.30	133.30	20.00
27	A	-474.00	110.70	20.00	20.00	180.00	55.00	-474.00	90.50	5.86
28	A	-434.50	110.80	20.00	20.00	180.00	60.00	-434.50	86.31	5.86
30	A	-491.30	120.30	20.00	20.00	220.00	55.00	-504.28	104.83	5.86
31	A	-444.74	173.75	20.00	20.00	0.00	55.00	-444.74	173.75	20.00
32	B	-492.80	135.60	20.00	20.00	280.00	60.00	-516.92	139.86	5.86
33	A	-491.30	166.30	20.00	20.00	280.00	60.00	-517.42	170.56	5.86
4	12/17/2025	155.85	155.85	20.00	20.00	45.00	60.00	-374.12	173.17	5.86

Schedule																	
Symbol	Label	Image	QTY	Manufacturer	Catalog Number	Description	Lamp	Number Lamps	Filename	Lumens per Lamp	Lumen Multiplier	LLF	Wattage	Efficiency	Distribution	Polar Plot	Notes
	A		8	Lithonia Lighting	QTE_LED_P1_40K_120	Flood 2500lm	Lextar	48	QTE_LED_P1_40K_120iles	2475	1	1	24.2	2%	6 X 7		
	B		3	Lithonia Lighting	QTE_LED_P1_40K_120	Flood 2500lm	Lextar	48	QTE_LED_P1_40K_120iles	2475	1	1	24.2	2%	6 X 7		

Statistics						
Description	Symbol	Avg	Max	Min	Max/Min	Avg/Min
Calc Zone #1	+	1.1 fc	1.9 fc	0.5 fc	3.8:1	2.2:1
Calc Zone #2	+	1.3 fc	1.9 fc	0.5 fc	3.8:1	2.6:1



REVISIONS	DATE
3	11-01-24
5	06-06-2025
6	10-14-2025